

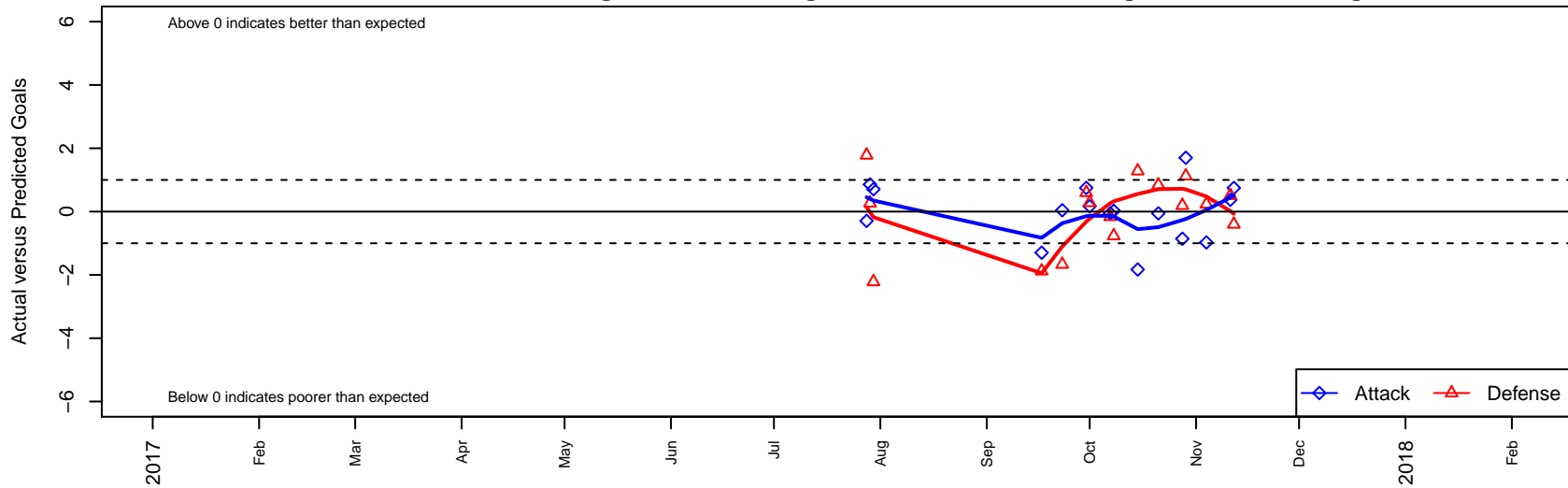
ETFC Chelsea Red G05

Eugene Timbers FC
 Eugene, OR
 G05 total strength=800
 attack=1.36 defense=0.74
 fall league = PTT G05 Div 1 Red NW

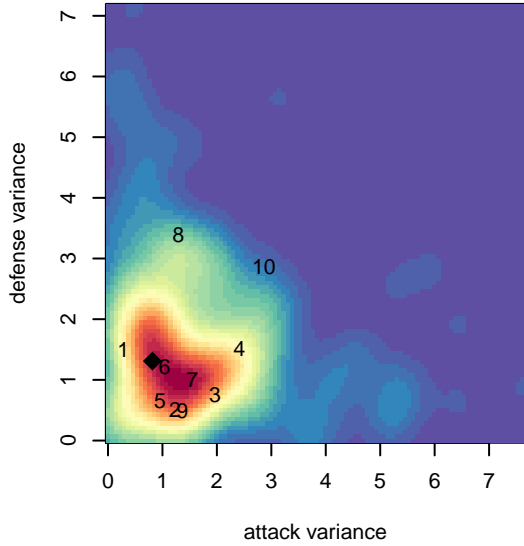
alt names used:
 ETFC 05G Chelsea Red
 ETFC 05G Chelsea Red
 EUGENETIMBERS FC ETFC 05 G CHELSEA

Venues played:
 2017 Oswego Nike Cup Silver White U13
 2017 PTT G05 Division 1 Red NW
 2017 OYS PTT Presidents Cup G05

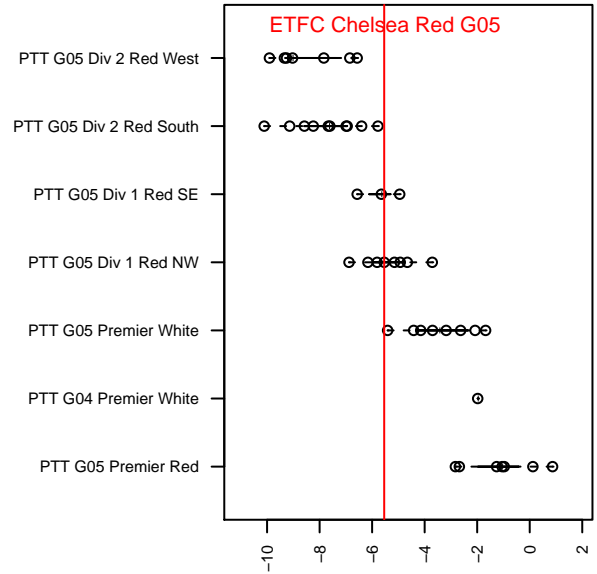
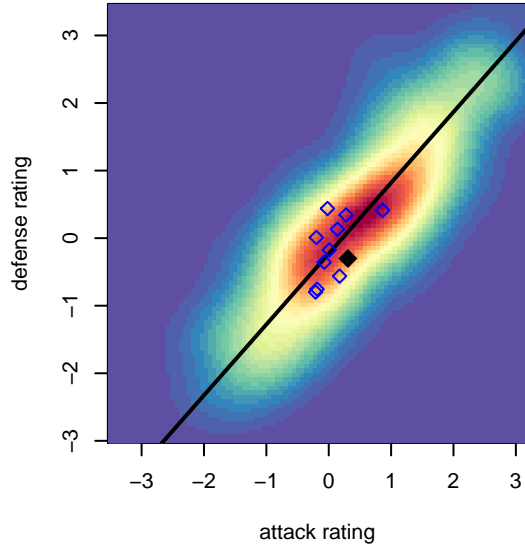
ETFC Chelsea Red G05
 Dots are actual minus expected GF (blue circles) and GA (red triangles).
 Blue line is smoothed change in attack strength. Red is smoothed change in defense strength.



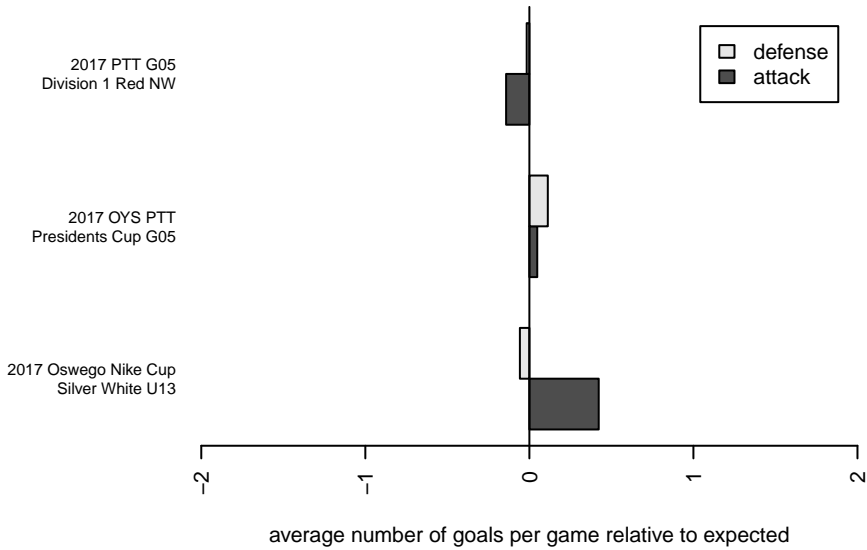
**attack and defense variance (black dot)
relative to other teams
and top 10 in region**



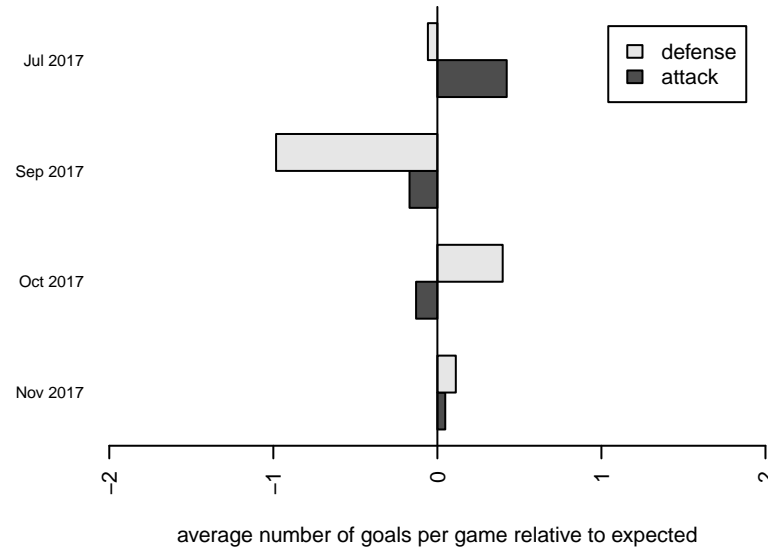
**attack and defense rating
relative to others at age
and all opponents in last 13 months**



Performance relative to 13 month average



Performance relative to 13 month average



| date | home | | away | | venue | pred.home | pred.aw |
|-------------|-----------------------------------|---|-----------------------------------|---|---------------------------------------|------------------|----------------|
| 7-11-12 | THUSC Iron G05 | 2 | ETFC Chelsea Red G05 | 2 | 2017 OYS PTT Presidents Cup G05 | 1.60 | 1.25 |
| 7-11-11 | ETFC Chelsea Red G05 | 2 | Crossfire OR SSC White G05 | 1 | 2017 OYS PTT Presidents Cup G05 | 1.63 | 1.51 |
| 7-11-04 | FC Portland White G05 | 3 | ETFC Chelsea Red G05 | 0 | 2017 OYS PTT Presidents Cup G05 | 3.23 | 0.98 |
| 7-10-29 | NEU Blue G05 | 0 | ETFC Chelsea Red G05 | 3 | 2017 PTT G05 Division 1 Red NW | 1.12 | 1.30 |
| 7-10-28 | Saints G05 | 1 | ETFC Chelsea Red G05 | 2 | 2017 PTT G05 Division 1 Red NW | 1.19 | 2.86 |
| 7-10-21 | ETFC Chelsea Red G05 | 1 | CSC Storm Navy G05 | 1 | 2017 PTT G05 Division 1 Red NW | 1.06 | 1.84 |
| 7-10-15 | ETFC Chelsea Red G05 | 0 | THUSC Sodium G05 | 0 | 2017 PTT G05 Division 1 Red NW | 1.83 | 1.28 |
| 7-10-08 | ETFC Chelsea Red G05 | 1 | FC Portland White G05 | 4 | 2017 PTT G05 Division 1 Red NW | 0.98 | 3.23 |
| 7-10-07 | CSC Storm Navy G05 | 2 | ETFC Chelsea Red G05 | 1 | 2017 PTT G05 Division 1 Red NW | 1.84 | 1.06 |
| 7-10-01 | THUSC Sodium G05 | 1 | ETFC Chelsea Red G05 | 2 | 2017 PTT G05 Division 1 Red NW | 1.28 | 1.83 |
| 7-09-30 | ETFC Chelsea Red G05 | 2 | THUSC Iron G05 | 1 | 2017 PTT G05 Division 1 Red NW | 1.25 | 1.60 |
| 7-09-23 | PCU Red 2 G05 | 3 | ETFC Chelsea Red G05 | 1 | 2017 PTT G05 Division 1 Red NW | 1.33 | 0.96 |
| 7-09-17 | ETFC Chelsea Red G05 | 0 | NEU Blue G05 | 3 | 2017 PTT G05 Division 1 Red NW | 1.30 | 1.12 |
| 7-07-30 | ETFC Chelsea Red G05 | 3 | FC Salmon Creek Nemesis White G05 | 4 | 2017 Oswego Nike Cup Silver White U13 | 2.29 | 1.78 |
| 7-07-29 | PacNW White G05 | 1 | ETFC Chelsea Red G05 | 4 | 2017 Oswego Nike Cup Silver White U13 | 1.26 | 3.14 |
| 7-07-28 | FC Salmon Creek Nemesis White G05 | 0 | ETFC Chelsea Red G05 | 2 | 2017 Oswego Nike Cup Silver White U13 | 1.78 | 2.29 |